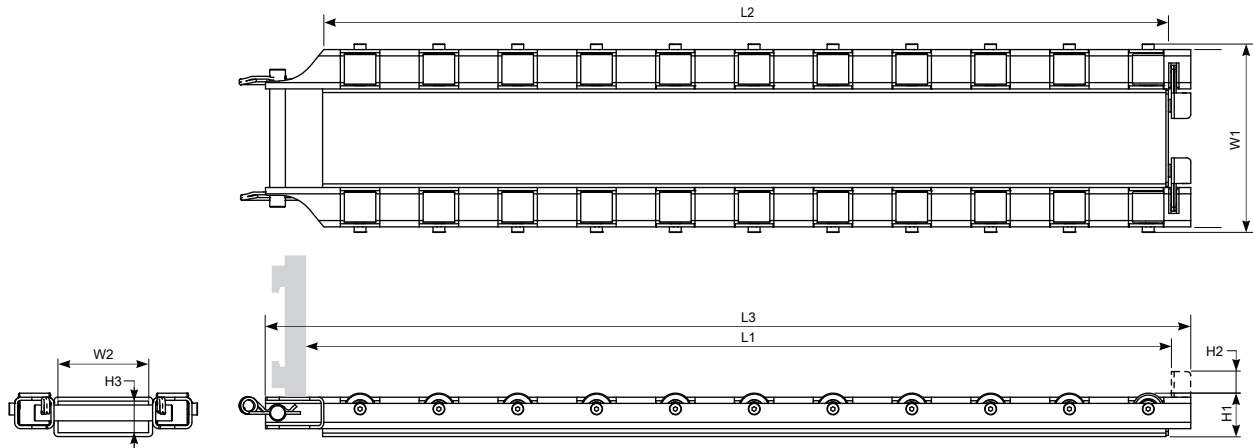


# Rollerized Tine Extenders

0612201701



Model	Capacity	Blade width (mm) W1	Insert pocket (mm) W2	Maximum fork section (mm)	Effective length (mm) L1	Total length (mm) L3	Total thickness (mm) H1	Palletstop height (mm) H1	Total weight per pair (kg)
RTE 50-1850	5000	410	160x75	150x75	1850	2078	110	85	353
RTE 50-2250					2250	2478			423
RTE 50-2450					2450	2678			456
RTE 50-2750					2750	2978			505

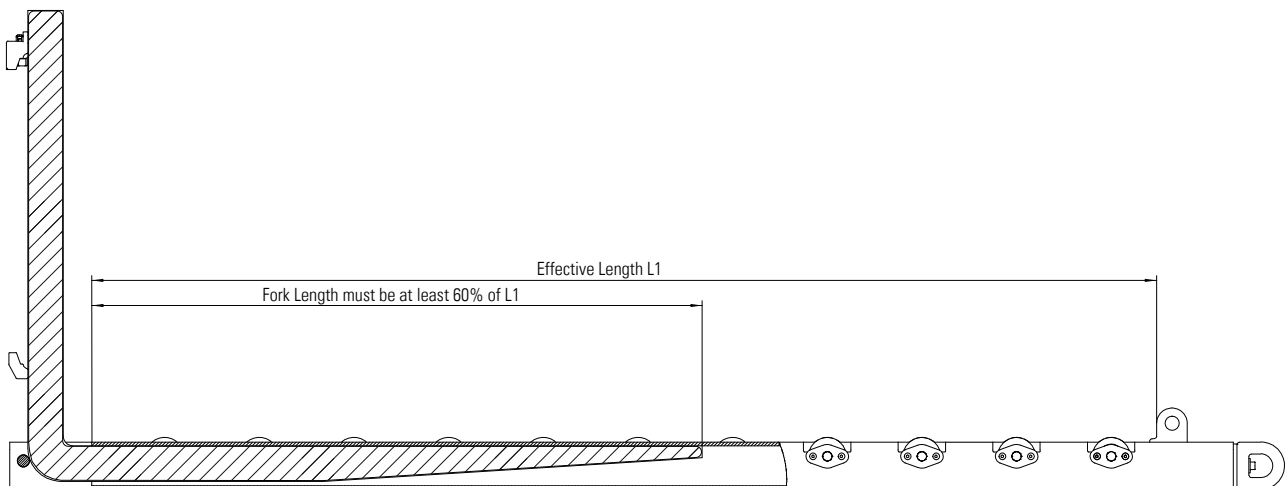
RTE 80-1850	8000	480	235x85	200x75	1850	2078	110	85	398
RTE 80-2250					2250	2478			464
RTE 80-2450					2450	2678			498
RTE 80-2750					2750	2978			558

### Options

Rubber bump stopper

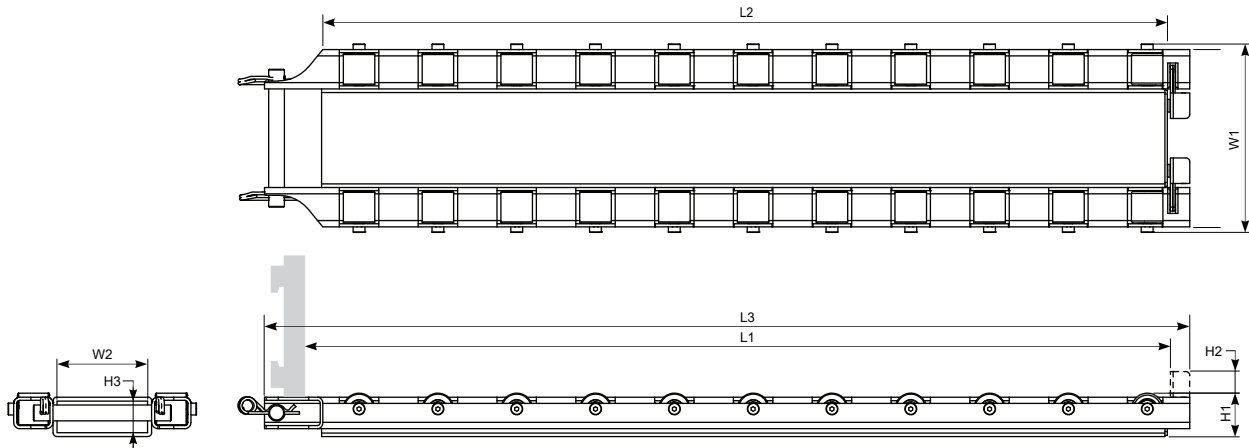
FOD fork locking system

Other capacities, insert pockets and effective length on request.



## Rollerized Tine Extenders

0612201701



Model	Capacity on LC 24" (Lbs)	Blade width (in)	Insert pocket (in)	Maximum fork section (in)	Effective length (in)	Total length (in)	Total thickness (in)	Palletstop height (in)	Mass per pair (Lbs)
RTE 50-1850	11,000	16.1	6.3x3	5.9x3	72.8	81.8	4.3	3.3	777
RTE 50-2250					88.6	97.6			931
RTE 50-2450					96.5	105.4			1003
RTE 50-2750					108.2	117.2			1111
RTE 80-1850	17,600	18.9	9.3x3.3	7.9x3	72.8	81.8	4.3	3.3	876
RTE 80-2250					88.6	97.6			1021
RTE 80-2450					96.5	105.4			1096
RTE 80-2750					108.3	117.2			1228

### Options

Rubber bump stopper

FOD fork locking system

Other capacities, insert pockets and effective length on request.

